

VALUE CONTRACTING PUMPS

SALES SERVICE INSTALLATIONS & REPAIRS

9998
INVOICE
9998

Diamond P. Holdings Ltd.,
DBA Value Contracting
P.O. Box 256
Okanagan Falls, BC V0H 1R0
Phone: 250-497-3284
Fax: 250-497-6533
e-mail: info@valuecontracting.ca
G.S.T. # R101382661


Invoice Date
February 9th, 2023

Sales Person
Peter Brightman

Ship To


Mountain Springs Nature Retreat B&B
564 Highway 3 A
Kaleden, BC

PO# Ordered by
ljmaeff@sprattemanuel.com 604-872-1211 C-604-989-0081

Qty. Ordered	Description	Unit Price	Total
	Comp A water quality test		\$500.00
	Labour to pull samples		\$90.00
* Results will be released once payment is made on invoice			
<i>Jane Visa</i>			
			
Subtotal Invoice			\$590.00
\$500.00 PST			\$35.00
\$590.00 GST			\$29.50
Total			\$654.50

TERMS: CHEQUES MADE PAYABLE TO VALUE CONTRACTING

All accounts are due and payable upon receipt, unless previously arranged.
2% per month is charge on overdue accounts.
We accept Visa and Mastercard.



CERTIFICATE OF ANALYSIS

REPORTED TO Value Contracting
P.O. Box 256
Okanagan Falls, BC V0H 1R0

ATTENTION Karen Pearce

PO NUMBER General Potability

PROJECT Comprehensive Analysis

PROJECT INFO Jmaeff

WORK ORDER 23B1056

RECEIVED / TEMP REPORTED 2023-02-09 11:25 / 2.8°C
2023-02-15 15:35

CQC NUMBER No Number

Introduction:

CARO Analytical Services is a testing laboratory full of smart, engaged scientists driven to make the world a safer and healthier place. Through our clients' projects we become an essential element for a better world. We employ methods conducted in accordance with recognized professional standards using accepted testing methodologies and quality control efforts. CARO is accredited by the Canadian Association for Laboratories Accreditation (CALA) to ISO/IEC 17025:2017 for specific tests listed in the scope of accreditation approved by CALA.

Big Picture Sidekicks



You know that the sample you collected after snowshoeing to site, digging 5 meters, and racing to get it on a plane so you can submit it to the lab for time sensitive results needed to make important and expensive decisions (whew) is VERY important. We know that too.

We've Got Chemistry



It's simple. We figure the more you enjoy working with our fun and engaged team members; the more likely you are to give us continued opportunities to support you.

Ahead of the Curve




Through research, regulation knowledge, and instrumentation, we are your analytical centre for the technical knowledge you need, BEFORE you need it, so you can stay up to date and in the know.

By engaging our services, you are agreeing to CARO Analytical Service's Standard Terms and Conditions outlined here:
<https://www.caro.ca/terms-conditions>

If you have any questions or concerns, please contact me at TeamCaro@caro.ca

Authorized By:

Team CARO
Client Service Representative




TEST RESULTS

REPORTED TO Value Contracting
PROJECT Comprehensive Analysis

WORK ORDER 23B1056
REPORTED 2023-02-15 15:35

Analyte	Result	Guideline	RL Units	Analyzed	Qualifier
564 Highway 3A (23B1056-01) Matrix: Water Sampled: 2023-02-08 14:00					
Anions					
Chloride	42.4	AO ≤ 250	0.10 mg/L	2023-02-10	
Fluoride	0.57	MAC = 1.5	0.10 mg/L	2023-02-10	
Nitrate (as N)	0.079	MAC = 10	0.010 mg/L	2023-02-10	
Nitrite (as N)	< 0.010	MAC = 1	0.010 mg/L	2023-02-10	
Sulfate	41.4	AO ≤ 500	1.0 mg/L	2023-02-10	
Calculated Parameters					
Hardness, Total (as CaCO ₃)	245	None Required	0.500 mg/L	N/A	
Langelier Index	0.6	N/A	-5.0	2023-02-15	CT6
Solids, Total Dissolved	372	AO ≤ 500	1.00 mg/L	N/A	
General Parameters					
Alkalinity, Total (as CaCO ₃)	238	N/A	1.0 mg/L	2023-02-14	
Alkalinity, Phenolphthalein (as CaCO ₃)	< 1.0	N/A	1.0 mg/L	2023-02-14	
Alkalinity, Bicarbonate (as CaCO ₃)	238	N/A	1.0 mg/L	2023-02-14	
Alkalinity, Carbonate (as CaCO ₃)	< 1.0	N/A	1.0 mg/L	2023-02-14	
Alkalinity, Hydroxide (as CaCO ₃)	< 1.0	N/A	1.0 mg/L	2023-02-14	
Colour, True	< 5.0	AO ≤ 15	5.0 CU	2023-02-14	HT1
Conductivity (EC)	631	N/A	2.0 µS/cm	2023-02-14	
Cyanide, Total	< 0.0020	MAC = 0.2	0.0020 mg/L	2023-02-15	
pH	8.06	7.0-10.5	0.10 pH units	2023-02-14	HT2
Temperature, at pH	22.6	N/A	°C	2023-02-14	HT1
Turbidity	0.92	OG < 1	0.10 NTU	2023-02-09	
Microbiological Parameters					
Coliforms, Total	< 1	MAC = 0	1 CFU/100 mL	2023-02-09	
E. coli	< 1	MAC = 0	1 CFU/100 mL	2023-02-09	
Total Metals					
Aluminum, total	< 0.0050	OG < 0.1	0.0050 mg/L	2023-02-14	
Antimony, total	< 0.00020	MAC = 0.006	0.00020 mg/L	2023-02-14	
Arsenic, total	0.00052	MAC = 0.01	0.00050 mg/L	2023-02-14	
Barium, total	0.0588	MAC = 2	0.0050 mg/L	2023-02-14	
Boron, total	< 0.0500	MAC = 5	0.0500 mg/L	2023-02-14	
Cadmium, total	0.000010	MAC = 0.007	0.000010 mg/L	2023-02-14	
Calcium, total	59.2	None Required	0.20 mg/L	2023-02-14	
Chromium, total	< 0.00050	MAC = 0.05	0.00050 mg/L	2023-02-14	
Cobalt, total	< 0.00010	N/A	0.00010 mg/L	2023-02-14	
Copper, total	0.0388	MAC = 2	0.00040 mg/L	2023-02-14	
Iron, total	0.110	AO ≤ 0.3	0.010 mg/L	2023-02-14	
Lead, total	0.00032	MAC = 0.005	0.00020 mg/L	2023-02-14	
Magnesium, total	23.5	None Required	0.010 mg/L	2023-02-14	
Manganese, total	0.00954	MAC = 0.12	0.00020 mg/L	2023-02-14	
Mercury, total	< 0.000010	MAC = 0.001	0.000010 mg/L	2023-02-14	



TEST RESULTS


REPORTED TO PROJECT Value Contracting
Comprehensive Analysis

WORK ORDER REPORTED 23B1056
2023-02-15 15:35

Analyte	Result	Guideline	RL Units	Analyzed	Qualifier
564 Highway 3A (23B1056-01) Matrix: Water Sampled: 2023-02-08 14:00, Continued					
<i>Total Metals, Continued</i>					
Molybdenum, total	0.00661	N/A	0.00010 mg/L	2023-02-14	
Nickel, total	< 0.00040	N/A	0.00040 mg/L	2023-02-14	
Potassium, total	2.91	N/A	0.10 mg/L	2023-02-14	
Selenium, total	< 0.00050	MAC = 0.05	0.00050 mg/L	2023-02-14	
Sodium, total	57.2	AO ≤ 200	0.10 mg/L	2023-02-14	
Strontium, total	2.23	MAC = 7	0.0010 mg/L	2023-02-14	
Uranium, total	0.0152	MAC = 0.02	0.000020 mg/L	2023-02-14	
Zinc, total	0.0093	AO ≤ 5	0.0040 mg/L	2023-02-14	

Sample Qualifiers:

- CT6 Results were based on lab temperature & lab pH.
- HT1 The sample was prepared and/or analyzed past the recommended holding time.
- HT2 The 15 minute recommended holding time (from sampling to analysis) has been exceeded - field analysis is recommended.



APPENDIX 1: SUPPORTING INFORMATION

REPORTED TO PROJECT Value Contracting
Comprehensive Analysis


WORK ORDER REPORTED 23B1056
2023-02-15 15:35

Analysis Description	Method Ref.	Technique	Accredited	Location
Alkalinity in Water	SM 2320 B* (2021)	Titration with H2SO4	✓	Kelowna
Anions in Water	SM 4110 B (2020)	Ion Chromatography	✓	Kelowna
Coliforms, Total in Water	SM 9222* (2015)	Membrane Filtration / Chromocult Agar	✓	Kelowna
Colour, True in Water	SM 2120 C (2021)	Spectrophotometry (456 nm)	✓	Kelowna
Conductivity in Water	SM 2510 B (2021)	Conductivity Meter	✓	Kelowna
Cyanide, SAD in Water	ASTM D7511-12	Flow Injection with In-Line UV Digestion and Amperometry	✓	Kelowna
E. coli in Water	SM 9222* (2015)	Membrane Filtration / Chromocult Agar	✓	Kelowna
Hardness in Water	SM 2340 B* (2021)	Calculation: 2.497 [total Ca] + 4.118 [total Mg] (Est)	✓	N/A
Langelier Index in Water	SM 2330 B (2021)	Calculation		N/A
Mercury, total in Water	EPA 245.7*	BrCl2 Oxidation / Cold Vapor Atomic Fluorescence Spectrometry (CVAFS)	✓	Richmond
pH in Water	SM 4500-H+ B (2021)	Electrometry	✓	Kelowna
Solids, Total Dissolved in Water	SM 1030 E (2021)	SM 1030 E		N/A
Total Metals in Water	EPA 200.2 / EPA 6020B	HNO3+HCl Hot Block Digestion / Inductively Coupled Plasma-Mass Spectroscopy (ICP-MS)	✓	Richmond
Turbidity in Water	SM 2130 B (2020)	Nephelometry	✓	Kelowna

Note: An asterisk in the Method Reference indicates that the CARO method has been modified from the reference method

Glossary of Terms:

RL	Reporting Limit (default)
<	Less than the specified Reporting Limit (RL) - the actual RL may be higher than the default RL due to various factors
°C	Degrees Celcius
AO	Aesthetic Objective
CFU/100 mL	Colony Forming Units per 100 millilitres
CU	Colour Units (referenced against a platinum cobalt standard)
MAC	Maximum Acceptable Concentration (health based)
mg/L	Millograms per litre
NTU	Nephelometric Turbidity Units
OG	Operational Guideline (treated water)
pH units	pH < 7 = acidic, pH > 7 = basic
µS/cm	Microsiemens per centimetre
ASTM	ASTM International Test Methods
EPA	United States Environmental Protection Agency Test Methods
SM	Standard Methods for the Examination of Water and Wastewater, American Public Health Association



APPENDIX 1: SUPPORTING INFORMATION

REPORTED TO Value Contracting
PROJECT Comprehensive Analysis

WORK ORDER 23B1056
REPORTED 2023-02-15 15:35

General Comments:

The results in this report apply to the received samples analyzed in accordance with the Chain of Custody document. This analytical report must be reproduced in its entirety. CARO is not responsible for any loss or damage resulting directly or indirectly from error or omission in the conduct of testing. Liability is limited to the cost of analysis. Samples will be disposed of 30 days after the test report has been issued or once samples expire, whichever comes first. Longer hold is possible if agreed to in writing. The quality control (QC) data is available upon request

Results in **Bold** indicate values that are above CARO's method reporting limits. Any results that are above regulatory limits are highlighted **red**. Please note that results will only be highlighted red if the regulatory limits are included on the CARO report. Any **Bold** and/or highlighted results do not take into account method uncertainty. If you would like method uncertainty or regulatory limits to be included on your report, please contact your Account Manager: TeamCaro@caro.ca

Please note any regulatory guidelines applied to this report are added as a convenience to the client, at their request, to help provide some initial context to analytical results obtained. Although CARO makes every effort to ensure accuracy of the associated regulatory guideline(s) applied, the guidelines applied cannot be assumed to be correct due to a variety of factors and as such CARO Analytical Services assumes no liability or responsibility for the use of those guidelines to make any decisions. The original source of the regulation should be verified and a review of the guideline(s) should be validated as correct in order to make any decisions arising from the comparison of the analytical data obtained to the relevant regulatory guideline for one's particular circumstances. Further, CARO Analytical Services assumes no liability or responsibility for any loss attributed from the use of these guidelines in any way.

