


# **Regional District of Okanagan-Similkameen**

## **Statement of Financial Information**

**For the year ended December 31, 2022**



## Regional District of Okanagan-Similkameen

The Financial Statements contained in this Statement of Financial Information under the Financial Information Act have been prepared by management in accordance with Canadian Generally Accepted Accounting Principles or stated accounting principles, and the integrity and objectivity of these statements are management's responsibility. Management is also responsible for all the statements and schedules, and for ensuring that this information is consistent, where appropriate, with the information contained in the financial statements.


Management is also responsible for implementing and maintaining a system of internal controls to provide reasonable assurance that reliable financial information is produced.

The Board of Directors is responsible for ensuring that management fulfils its responsibilities for financial reporting and internal control.

The external auditors, BDO LLP, conduct an independent examination, in accordance with Canadian Generally Accepted Auditing Standards, and express their opinion on the financial statements. Their examination does not relate to the other schedules and statements required in the Act. Their examination includes a review and evaluation of the organization's system of internal control and appropriate tests and procedures to provide reasonable assurance that the financial statements are free from material misstatement.

Regional District of Okanagan-Similkameen

  
\_\_\_\_\_  
Jim Zaffino, CPA, CGA  
Manager of Financial Services

  
\_\_\_\_\_  
Date


**Regional District of Okanagan-Similkameen**  
For the year ended December 31, 2022

**Statement of Financial Information Approval**

The undersigned, as authorized by the Financial Information Regulation, Schedule 1, subsection 9(2), approves all of the statements and schedules included in this Statement of Financial Information produced under the "Financial Information Act".

  
\_\_\_\_\_  
Jim Zaffino, CPA, CGA  
Manager of Financial Services

June 5, 2023  
Date

  
\_\_\_\_\_  
Mark Pendergraft  
Board Chair

June 29/2023  
Date

*Prepared under the Financial Information Regulation, Schedule 1, Section 9*

Regional District of Okanagan-Similkameen  
101 Martin Street  
Penticton, BC V2A 5J9  
250-492-0273  
[www.rdos.bc.ca](http://www.rdos.bc.ca)

# Regional District of Okanagan-Similkameen

For the year ended December 31, 2022

## Statement of Board Remuneration and Expenses

Name	Position	Remuneration	Expenses
ALLEN, HEATHER	Alternate Director	944	-
ALLISON, LINDA	Alternate Director	2,127	-
BARKWILL, RICHARD	Alternate Director	378	-
BAUER, MANFRED	Director	12,228	-
BLOOMFIELD, JULIUS*	Alternate Director/Director	3,931	-
BUSH, GEORGE	Director	36,249	909
COTTRILL, TIMOTHY	Alternate Director	1,699	-
COYNE, ROBERT	Director	33,936	369
COYNE, SPENCER	Vice-Chair	24,664	2,255
D'ANDREA, JAMES	Alternate Director	1,888	-
DAVIES, VICTOR NORM	Alternate Director	944	-
FEDRIGO, ADRIENNE	Director	7,029	369
GETTENS, RILEY	Director	37,202	5,936
GRAHAM, RYAN	Director	3,503	-
HOLLEY, ARDEN	Alternate Director	1,183	216
HOLMES, DOUGLAS	Director	17,292	331
HUNTER, TREVOR	Alternate Director	609	-
JOHANSEN, MARTIN	Director	20,892	1,170
KNODEL, RICK	Director	36,344	3,767
KONANZ, HELENA	Director	3,503	-
KOZAKEVICH, KARLA	Director	30,365	2,986
MANNING, VIRGINIA	Alternate Director	1,553	-
MARVEN, CAMERON	Alternate Director	944	-
MASON, BRIAN	Alternate Director	189	-
MCKORTOFF, SUZAN	Director	16,326	846
MILLER, JAMES	Director	3,503	-
MONTEITH, SUBRINA	Director	36,974	3,260
OBIREK, RONALD	Director	28,560	5,744
PENDERGRAFT, MARK	Chair	76,700	9,766
REGEHR, FRANK	Alternate Director	900	-
RHODES, CECIL	Alternate Director	755	-
ROBERTS, TIMOTHY	Director	35,957	2,745
ROBINSON, KATHLEEN	Director	13,788	-
SCHAFFER, TERRY	Alternate Director	1,101	13
SENTES, JUDITH	Director	12,511	-
STRINGFELLOW, CORINNE	Alternate Director	1,414	115
TAYLOR, MATTHEW	Director	6,819	454
TRAINER, ERIN	Director	13,621	41
VAN ALPHEN, MARTIN	Director	3,293	29
VASSILAKI, JOHN	Director	13,078	-
WATT, CAMPBELL	Director	16,109	-
WIEBE, JASON	Director	3,503	55
		<u>\$ 564,508</u>	<u>\$ 41,376</u>

\* position changed during the year



# Regional District of Okanagan-Similkameen

For the year ended December 31, 2022

## Statement of Employee Remuneration and Expenses - \$75,000 and Over

Name	Position	Remuneration	Expenses
BARROQUEIRO, LUIS	Parks & Facilities Leadhand	76,658	-
BEDDOME, JACQUELINE	HR/OH&S Advisor	79,128	1,789
BENN, ADAM*	Systems Administrator	82,272	1,956
BENNETT, WENDY	Solid Waste Facilities Coordinator	88,952	297
BETTS, KRISTINA	Systems Operator III	79,215	839
BLOOMFIELD, LIISA*	Manager of Utilities	117,389	1,629
CARLSON, DAVID	Utilities Foreman - Water	105,080	532
CHATTERSON, KELLY*	GIS Coordinator	77,378	-
COTE, JOHN	Accountant I	75,012	333
CRAMM, GILLIAN	Legislative Services Coordinator	78,458	-
CUNNINGHAM, ADAM*	Systems Operator III	80,227	404
DAY, JASON*	HR/OH&S Advisor	79,852	4,567
DRESNER, JEREMY*	Senior Energy Specialist	77,335	426
DUONG, SHANNON*	Planner II	81,948	918
EVANS-MACEWAN, NOELLE*	Finance Supervisor	103,343	1,331
FINNSSON, NILS*	Networks Systems Administrator	100,829	1,737
FIORITO, SHELLEY*	Projects Coordinator I	80,135	365
FOSTER, ROBERT ANDY	Similkameen Recreation Manager	83,855	659
FRANCISCO, DANIEL*	Manager of Information Services	122,710	-
GARRISH, CHRISTOPHER*	Planning Manager	118,712	1,315
GRANT, NATHAN*	Accountant II	79,020	1,546
HAMILTON, DONALD	Solid Waste Facilities Supervisor	83,328	1,280
HILLMAN, JONATHAN*	Systems Operator III	96,042	2,542
HOUGH, AARON	Building Official	92,917	1,456
HUGHES, CRAIG	Systems Operator III	86,493	573
JMIOFF, WES	Building Official	105,168	837
JUCH, STEPHEN*	Development Engineering Supervisor	87,830	1,085
LOGAN, DEREK	Systems Operator III	77,992	2,517
MALDEN, CHRISTY	Manager of Legislative Services	118,207	1,853
MELO, JAMIE	Systems Operator III	95,085	542
MOORE, KAREN	Laboratory Technician	81,265	528
MORGAN, KARMEN*	Manager of Human Resources	121,555	1,701
NEWELL, WILLIAM*	Chief Administrative Officer	192,118	3,453
PALMER, ROBERT	Environmental Technician	89,693	1,234
PETRY, MARK	Manager of Building & Enforcement Services	110,809	3,746
PHILIPPS, LAURA*	Payroll & Benefits Coordinator	91,148	733
REEDER, ANDREW*	Manager of Solid Waste	114,261	2,436
ROMERO, AUGUSTO*	Recreation Manager	94,511	911
SEPPEN, RINA	Utilities Foreman - Wastewater	107,935	418
SHUTTLEWORTH, JUSTIN*	Manager of Parks & Facilities	96,212	421
SKINNER, PETER	Parks & Facilities Leadhand	75,186	-
SMETANKA, CHARLOTTE*	GIS Analyst	75,104	-
THOMPSON, ERICK*	Communications Supervisor	79,361	2,485
TITLEY, FIONA	Planner II	80,947	1,160
VAISLER, SEAN*	Manager of Emergency Services	124,265	1,152
WOLF, ANTON	Building Official	141,264	1,537
WOODMAN, CANDISS	Accountant I	80,698	333

## Regional District of Okanagan-Similkameen

For the year ended December 31, 2022

### Statement of Employee Remuneration and Expenses - \$75,000 and Over - cont'd

Name	Position	Remuneration	Expenses
WOODS, MARK*	Manager of Community Services	141,682	1,746
ZAFFINO, JIM*	Manager of Finance	132,822	1,331
ZAHARA, DUSTIN*	Engineering Technologist	84,941	2,668
		<b>4,826,347</b>	<b>61,321</b>
Other employees with remuneration and expenses of less than \$75,000*		<b>5,116,198</b>	<b>28,785</b>
Total Employee Salaries Paid		<b>\$ 9,942,544</b>	<b>\$ 90,106</b>

\* The remuneration figures shown above include \$115,033 in overtime wages attributed to Emergency Operations

#### Reconciliation of Employee Remuneration

Elected Officials	564,508
Employees	9,942,544
Total Remuneration	<u>10,507,053</u>

#### Reconciling Items

Employer's cost of benefits	1,769,024
Payroll of organizations consolidated in f/s but not paid by RDOS	442,024
Payroll related to OSRHD	(30,134)
Taxable benefits	(44,431)
Miscellaneous reconciling items*	(54,971)
Reconciled total	<u>\$ 12,588,565</u>

Total per Financial Statements - Expenditure by Object **\$ 12,588,565**

\*The Financial Statements are prepared on a consolidated basis using the accrual method of accounting, whereas the employee remuneration schedule is prepared on a calendar cash payment basis.

Prepared under the Financial Information Regulation, Schedule 1, subsection 6(2), (3), (4), (5) and (6)

# **Regional District of Okanagan-Similkameen**

**For the year ended December 31, 2022**

## **Statement of Severance Agreements**

There were no severance agreements under which payment was made between RDOS and its non-unionized employees during fiscal year 2022.

*Prepared under the Financial Information Regulation, Schedule 1, subsection 6(7) and (8)*

# Regional District of Okanagan-Similkameen

For the year ended December 31, 2022

## Schedule of Payments to Suppliers of Goods or Services - \$25,000 and Over

Supplier Name	Amount
0962370 BC LTD dba MODULAR ELECTRIC	619,059.54
AECOM CANADA LTD.	94,349.18
AIM ROADS INC	32,506.85
AMAZON.COM	99,585.51
ANDREW SHERET LTD	93,483.60
APEX MOUNTAIN RESORT LTD	30,773.12
APPLE CLEANING SUPPLIES	30,044.28
ARCHER SEPARATION INC	210,369.60
ASSOCIATED ENVIRONMENTAL CONSULTANTS INC	111,759.01
ASSOCIATED FIRE SAFETY EQUIPMENT	48,066.18
B & L MACHINE SHOP	44,446.46
B&B WOOD GRINDING INC	411,743.78
BANNISTER CHEVROLET BUICK GMC VERNON	53,448.64
BAR 5 LEADERSHIP	48,944.09
BARRY BEECROFT FUEL DIST. LTD	99,805.04
BC GRAPEGROWERS' ASSOCIATION	25,000.00
BC TRANSIT	659,121.94
BCGEU CONTROLLER	107,770.15
BDO CANADA LLP	55,093.50
BETTS ELECTRIC LTD	49,966.89
BLACK PRESS GROUP LTD	65,635.11
BOB REICHERT BACKHOE INC	36,713.52
BTN EXCAVATING LTD	153,591.77
CAMIONS HELIE TRUCKS	125,000.00
CANADA SAFETY EQUIPMENT LTD	26,999.17
CANADIAN AEROTHERMAL	25,725.00
CAPRI INSURANCE	319,019.34
CARO ANALYTICAL SERVICES	72,908.90
CENTRALSQUARE CANADA SOFTWARE INC	75,043.17
CENTRIX CONTROL SOLUTIONS LP - KELOWNA	58,351.14
CHUTE CREEK CONSTRUCTION LTD	305,076.35
CITY OF KELOWNA	388,182.38
CITY OF NANAIMO	39,962.49
CITY OF PENTICTON	418,205.40
CTQ CONSULTANTS LTD	32,357.55
CUMMING CONSTRUCTION LTD	264,495.55
DBM COMMUNICATIONS INC	136,610.75
DIGITAL POSTAGE ON CALL	35,500.00
DUKA ENVIRONMENTAL SERVICES LTD	60,802.02
DUTCHIES TRANSFER LTD	369,798.62
E. PHILLIPS CONTRACTING	37,506.76
ECLIPSE HELICOPTERS LTD	49,918.74
ECOPLAN INTERNATIONAL INC	31,142.96
ECORA ENGINEERING & RESOURCE GROUP LTD	201,739.88
ESRI CANADA LIMITED	51,676.80
EUROPEAN TIMBERFRAME CORPORATION	58,937.32
EZ BINS (2018) LTD	35,029.24



# Regional District of Okanagan-Similkameen

For the year ended December 31, 2022

## Schedule of Payments to Suppliers of Goods or Services - \$25,000 and Over - cont'd

Supplier Name	Amount
FORTIS BC - ELECTRICITY	454,034.53
FORTIS BC - NATURAL GAS	41,729.11
FRED SURRIDGE LTD	130,466.43
GREEN FOR LIFE ENVIRONMENTAL INC	923,621.50
GRIDLINE CONTRACTING LTD	33,849.18
GRIZZLY EXCAVATING LTD	42,047.76
GROUP SOURCE	70,918.68
HANDFORD SMIRLE LLP	30,866.18
HOFF SECURITIES LTD	224,017.06
HOMETOWN ROOFING LTD	28,245.00
HOULE ELECTRIC LIMITED	40,960.42
HUB FIRE ENGINES & EQUIPMENT LTD	97,387.68
HUSKA HOLDINGS LTD	944,360.81
ICESOFT TECHNOLOGIES HOLDINGS LTD	26,208.00
INTERIOR DAMS	81,796.05
IT BLUEPRINT SOLUTIONS INC	65,488.81
Jafa SIGNS LTD	66,308.87
JETCO LAWN CARE SERVICES	53,331.30
KELDON ELECTRIC LTD	77,333.84
KENDRICK EQUIPMENT (2003) LTD	178,446.50
KIER TREVOR	153,230.35
KIMCO CONTROLS LTD	56,022.13
LANDFORM ARCHITECTURE LTD	103,518.08
LIFEWORCS CANADA LTD	25,036.71
LIGHTSHIP WORKS INC	28,000.00
LIONS GATE RISK MANAGEMENT GROUP	33,279.01
MACKINLEY-CLARK PAVING LTD.	38,118.95
MCELHANNEY CONSULTING SERVICES LTD	47,102.24
MICROSERVE	106,767.56
MILL ROAD PARTNERS CORP	173,821.00
MINISTRY OF ENVIRONMENT AND CLIMATE CHANGE	49,500.00
MONERIS MERCHANT SERVICES	91,105.07
MORNEAU SHEPELL LTD	490,053.94
MOYER BRAD	30,180.15
MT DISPOSAL KING LTD	30,340.08
MUNICIPAL INSURANCE ASSOCIATION OF BC	166,815.51
MUNICIPAL PENSION PLAN	1,137,126.16
NEARMAP US INC	47,826.00
NEDERMAN CANADA LTD	29,465.11
NEILSON STRATEGIES INC	79,295.06
NET ZERO WASTE EASTGATE LTD	2,344,750.00
NEWEGG.CA	33,241.54
NEWELL AMANDA	29,972.75
OK EXCAVATING	29,327.91
OKANAGAN AND SIMILKAMEEN INVASIVE SPECIES SOCIETY	85,610.00
OKANAGAN SIMILKAMEEN STEWARDSHIP SOCIETY	31,500.00
OLIVER & DISTRICT HERITAGE SOCIETY	128,765.00

# Regional District of Okanagan-Similkameen

For the year ended December 31, 2022

## Schedule of Payments to Suppliers of Goods or Services - \$25,000 and Over - cont'd

Supplier Name	Amount
OLIVER COMMUNITY THEATRE SOCIETY	115,000.00
OLIVER TOURISM ASSOCIATION	56,000.00
OLIVER TOWN OF	41,385.17
OSOYOOS TOWN OF	673,069.36
PARAGON STRATEGIC SERVICES LTD.	26,250.00
PARKER'S CHRYSLER DODGE JEEP	54,849.06
PENTICTON & AREA COOPERATIVE ENTERPRISES	210,821.46
PENTICTON HONDA CENTRE	45,920.73
PENTICTON INDIAN BAND	111,606.50
PETER'S BROS. CONSTRUCTION LTD	86,190.30
PETRO CANADA	27,607.43
PRINCETON TOWN OF	573,758.00
PROVINCE OF BRITISH COLUMBIA	166,134.04
QUAEDVLIEG CONTRACTING LTD	27,533.72
QUALITY MAINTENANCE	51,010.32
RC STRATEGIES INC	29,988.00
RECEIVER GENERAL FOR CANADA	2,707,605.86
RED DRAGON CONSULTING	72,450.00
REGIONAL DISTRICT OF CENTRAL OKANAGAN	166,108.00
REMAX PENTICTON REALTY PROPERTY MANAGEMENT	60,367.92
ROCKY MOUNTAIN PHOENIX	48,200.34
ROGERS	48,396.06
RONA INC	28,944.25
SBC EXCAVATION LTD	63,987.11
SENKULMEN UTILITIES LTD	74,848.75
SIMILKAMEEN COUNTRY DEVELOPMENT ASSOCIATION	33,000.00
SKAHA SOUND	43,335.93
SOUTH OKANAGAN SECURITY SERVICES LTD	129,710.06
SPERLING HANSEN ASSOCIATES INC	232,357.13
STAPLES ADVANTAGE	34,339.91
STAPLES BUSINESS DEPOT	38,362.88
SUPERIOR SEPTIC SERVICES	57,807.78
TELUS	38,127.72
TELUS COMMUNICATIONS (BC) INC	84,474.06
TETRA TECH CANADA INC	66,829.62
THOMPSON OKANAGAN TOURISM ASSOCIATION	86,386.73
THOMPSON RIVERS UNIVERSITY	29,600.00
TOMKO SPORTS SYSTEMS INC	27,084.85
TOTAL POWER LTD	32,620.82
TULAMEEN COMMUNITY CLUB	28,900.00
TWINCON ENTERPRISES LTD	346,474.56
UCONSIGNEQUIP INC	30,345.00
URBAN SYSTEMS LTD	55,287.96
VALLEY ENVIRONMENTAL	29,532.50
VALUE CONTRACTING	75,575.73
WASTE CONNECTIONS OF CANADA INC	1,329,826.01
WATERSHED ENGINEERING LTD	81,773.58

# Regional District of Okanagan-Similkameen

For the year ended December 31, 2022

## Schedule of Payments to Suppliers of Goods or Services - \$25,000 and Over - cont'd

Supplier Name	Amount
WI-COM SOLUTIONS	44,310.08
WILDSTONE ENVIRONMENTAL LTD	465,879.61
WORKERS' COMP. BOARD OF B.C.	195,948.59
YOUNG ANDERSON BARRISTERS & SOLICITORS	84,816.22
<b>Total Supplier Payments \$25,000 and Over</b>	<b>24,883,201</b>
<b>Supplier Payments Less Than \$25,000</b>	<b>3,872,059</b>
<b>Total Supplier Payments</b>	<b>\$ 28,755,260</b>

Note: The payments to suppliers figures shown above include approximately \$551,853 in expenses attributed to Emergency Operations

## Schedule of Payments to Suppliers for Grants and Contributions

Total of Grants Exceeding \$25,000	101,250
Total of Contributions Exceeding \$25,000	134,722
Total of Grant and Contributions under \$25,000	149,708
<b>Total of All Grants and Contributions</b>	<b>\$ 385,680</b>

## Reconciliation of Supplier Payments

Total supplier payments	28,755,260
Total grant and contribution payments	385,680
	29,140,940
Reconciling Items:	
Salaries and benefits	10,507,053
Amortization	400,286
Administration fees	1,763,632
Acquisition of tangible capital assets	(4,929,122)
Expenses of organizations consolidated in f/s but not paid by RDOS	2,185,385
Prepays	(131,842)
GST	277,282
Landfill closure provision	343,375
Miscellaneous reconciling items*	(48,392)
Reconciled total	\$ 39,508,597
Total per Financial Statements - Expenditure by Object	\$ 39,508,597

\*The Financial Statements are prepared on a consolidated basis using the accrual method of accounting, whereas the supplier payments schedule is prepared on a calendar cash payment basis.

Prepared under the Financial Information Regulation, Schedule 1, Section 7

## **Regional District of Okanagan-Similkameen**

**For the year ended December 31, 2022**

A Schedule of Guarantees and Indemnity payments has not been prepared because the Regional District of Okanagan-Similkameen has not given any guarantees or indemnities under the Guarantees and Indemnities Regulation.